

2022-2024



# booklet OF GOOD PRACTICES

tailoring / crafts / painting / theater / photography



Erasmus +



The European Commission support for the production of this publication does not constitute an endorsement of the contents which reflects the views only of the authors, and the National Agency and Commission cannot be held responsible for any use which may be made of the information contained therein.

KA220-YOU - Cooperation partnerships in youth



# About this booklet

This booklet was elaborated as part of “EU for YOUTH” Project funded through the Erasmus + Program with the participation of six organizations from four countries located in different parts of Europe (Italy, Slovakia, Belgium, Romania). Its intention is to provide an instrument for trainers, educators or youth workers who approach the topic of Euroscepticism in their work, facilitating their activity, offering methods and good practices that can be adapted to various contexts and different target groups. This way, the purpose of this Booklet is to ease and encourage educational activities, both formal and non-formal, aimed at combating Euroscepticism while relying on an interdisciplinary approach which stimulates the advancement of European values.

# Why is it necessary?

In recent years, Eurobarometer surveys have ascertained increasing levels of Euroscepticism in various European societies, mostly generated by the lack of knowledge, by misinformation or fake-news, by the rise of extreme-rightist movements in a context characterized by the migrant crisis, the Covid pandemic, the war in Ukraine and so forth.

According to EU principles and policies, education and correct information represent the most efficient ways of combating such tendencies, of upholding democracy and safeguarding values such as diversity, inclusion, tolerance, human dignity, equality and rule of law. “EU for YOUTH” is subsumed to such a vision and aims to contribute to the consolidation of democracy and European values by fighting against Euroscepticism through the use of education, argumentation, discovery and mutual knowledge.

This way, the project advances civic engagement among youth in order to connect and empower

them, especially youth from disadvantaged areas, with a view to promote European common values, European integration, to strengthen democratic participation by involving them in the long term in shaping the democratic future of the European Union, to involve them in decision making processes across Europe.

## **What can you find in this booklet?**

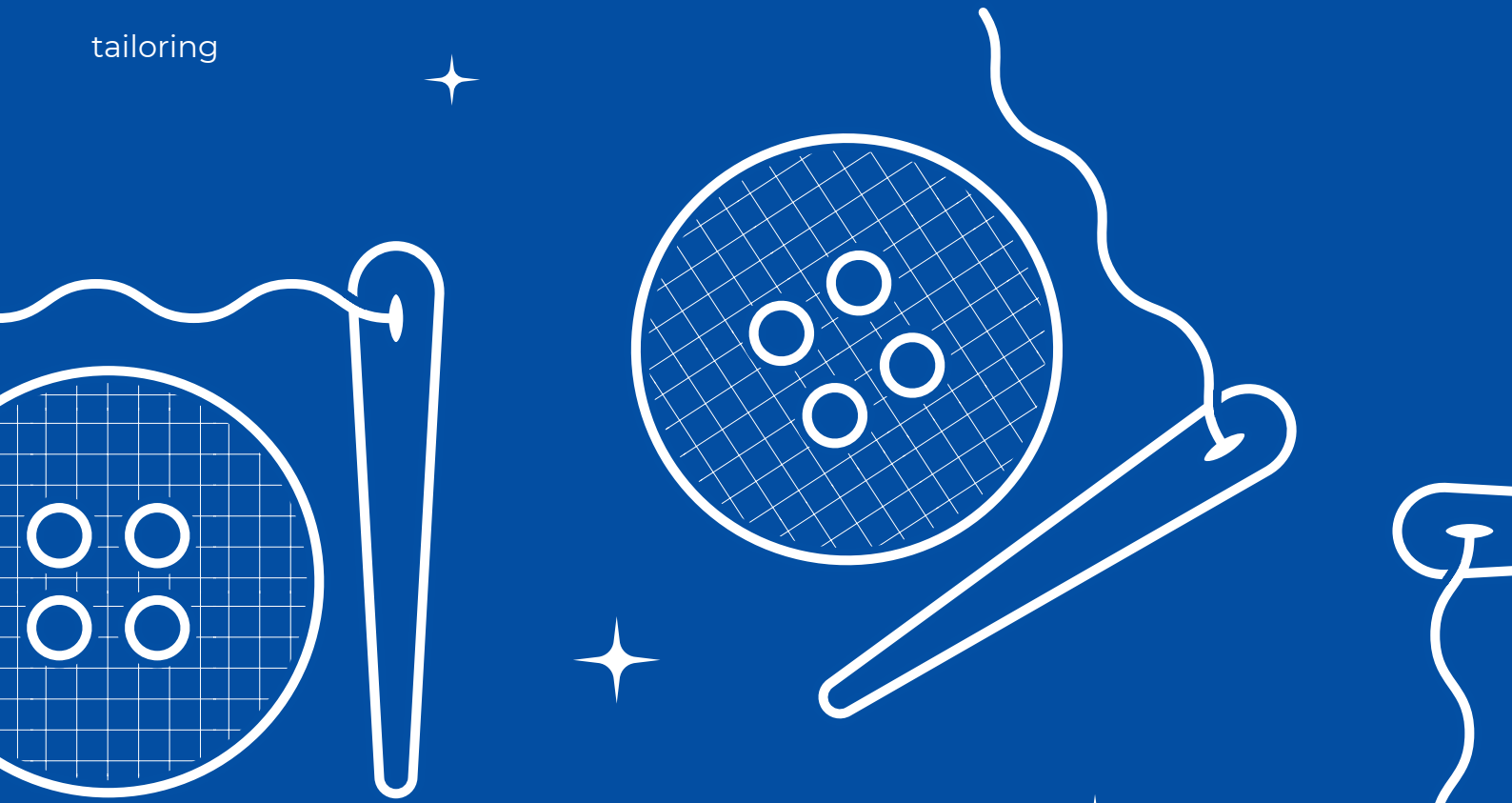
This Booklet contains 30 art-based methods, models of didactic scenarios as examples of good practices which may be used in educational activities directed towards familiarization with European values, EU integration, civic participation and ultimately directed towards contrasting the rise of Euroscepticism.

According to recent studies, education research demonstrates that the involvement of arts and culture in the lives of children and youngsters does support their social, emotional, and cognitive well-being and development. Also, art-based methods offer a larger

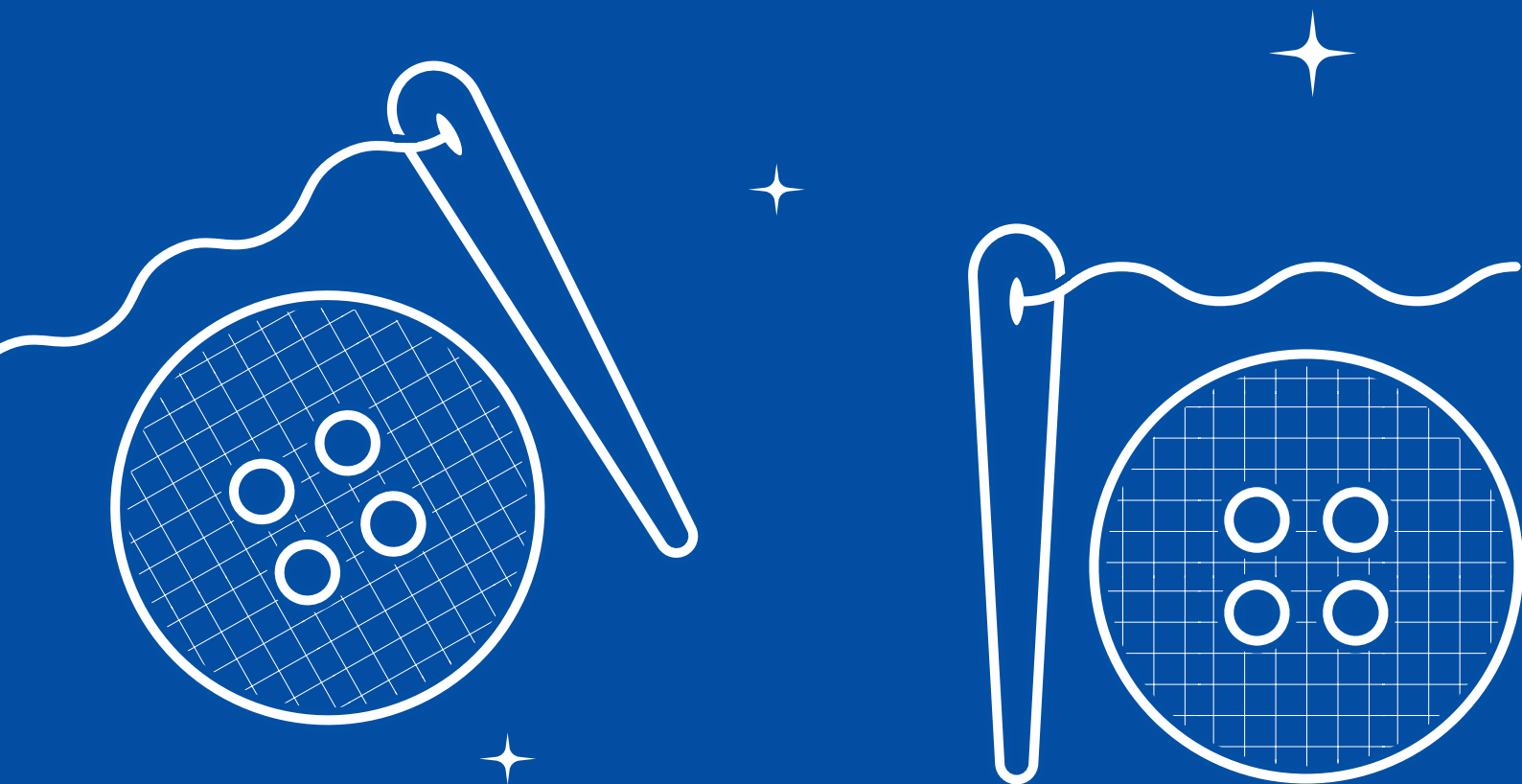
possibility of self-expression and have a strong potential to overcome social, cultural, ethnic or linguistic differences, forging a feeling of belonging and community.

In other words, the use of art-based methods in education tends to remove and overcome mental barriers of any kind while having an inclusive role in education. These methods and practices were collected through specific project activities, in accordance with a methodology which ensured representativity, dispersion, diversity and equality of chances. The respondents were organisations of different types (schools, NGOs etc.) with relevant experience in the field who applied such methods in their previous activities and therefore had a reasonable chance to acknowledge their efficiency.

tailoring



# TAILORING



# I BOTTONI? Li cuciamo noi

**Organization: Manigolde**

**City and period of implementation: Finale Emilia, IT, march 2022**

Use of tailoring technique, sewing and stitching, remodelling clothes with a new style according to the participants' taste. Recycling and reinventing clothing activities through donated material in fashion that can be reused. Each one made in the Manigolde social tailoring holds a story.

## **How to implement this method?**

The method can be implemented by carrying out at least 3 meetings of 2 hours each involving a maximum of 20 participants, where the target audience has no limits, in fact, it includes young people in the age range of 16 to 30 years, but also adults and the elderly.

The management should be entrusted to a staff composed of a socio-educational animator, capable of facilitating the learning of the activities held by the 2 tailors, also part of the team.

The materials needed to carry out the above activities include a booklet to be filled out by each participant, based on the following topics: what is social tailoring; focus

on the production cycle of a T-shirt; recycling: recycle, cut out, sew up, stay.

Also always each participant will be given a garment to disassemble so it can be redesigned and reassembled into a new garment.

## **Key competencies:**

- Tailoring
- Redesign
- Restyling
- Recycle
- Reuse
- Handmade

## **Benefits for young people:**

- Increasing awareness concerning reuse and recycle
- Inclusion
- Cultural exchange
- Teamwork
- Job opportunity

Workshop in redesign dress.  
Final version of a model  
December 10th 2022 Finale Emilia, Bologna, Italy  
[https://www.instagram.com/p/CL\\_ydosNNGQ](https://www.instagram.com/p/CL_ydosNNGQ)



Workshop make a fish with second hand dress disassembled.  
December 15th 2022  
<https://www.instagram.com/p/CmMqbrCpFvg/>

# Vestiti Ammodo

**Organization: Lillero**

**City and period of implementation: Lucca, IT, march 2023**

Vestiti Ammodo starts with a careful selection of second-hand clothes, chosen based on fabric characteristics and colour combinations. The clothes are reinterpreted by the wearer, charging them with new meanings in relation to their origins. Dressing up and dressing down takes on a key role in the improvisational performance, where participants can feel free in the friendly atmosphere of LILLERO. The workshop was organized as part of Local Associations, a festival sponsored by LIPU Oasis.

## How to implement this method?

The method can be implemented by organizing workshops lasting at least 6 hours in which a maximum of 30 young people between the ages of 15 and 30 can participate. These workshops are coordinated by a staff of 2 youth workers and 15 volunteers engaged in the activities promoted by LILLERO.

Participants, under the guidance of volunteers, choose what to wear based on a 'careful and personal

choice regarding the characteristics of materials, colour combinations, addition of accessories and clothing.

A concluding performance is planned at the end of the workshop process to demonstrate the results achieved. At this stage all workshop participants are involved within a space, set up by them with selected clothes, through the creation of a fun environment with music and various activities.

## Key competencies:

- Knowledge about textile materials
- Pollution produced by fast fashion
- Reuse, Recycle, Upcycling
- Performance

## Benefits for young people:

- Increasing awareness concerning reuse and recycle and upcycling
- Relationships with other participants
- Group activities



ESTATE LILLERO final day  
September 20th 2022 Lucca, Italy  
<https://www.instagram.com/p/CiUsJxDqEXH>



Vintage selection workshop at  
LILLERO house  
May 3rd 2022 Lucca, Italy  
[https://www.facebook.com/lilleroverobaratto/photos/pb.100064662190890.-2207520000./5222166551137875/?type=3&locale=it\\_IT](https://www.facebook.com/lilleroverobaratto/photos/pb.100064662190890.-2207520000./5222166551137875/?type=3&locale=it_IT)

crafts



# CRAFTS

# Brikke Brakke/Blu Cammello

**Organization: Cooperativa sociale BRIKKE BRAKKE**

**City and period of implementation: Livorno, IT, february 2023**

The Blu Cammello social cooperative, founded in Livorno in 1997, was renewed in 2015 while maintaining as its main objective the carrying out of activities aimed at the job placement of disadvantaged people, and in particular young people with mental distress. The skills developed by the operators in conducting the workshops allow them to carry out craft activities of recognized aesthetic value inspired by the principles of human solidarity and respect for differences and disabilities.

## **How to implement this method?**

The method can be implemented by organising two workshops per week, each lasting 3 hours. The workshops will focus on different artistic methods, such as ceramics, glasswork, carpentry, tailoring and gardening. A maximum of 10 young participants, aged between 15 and 30, can take part in each workshop. Participants will be coordinated by a youth worker and a highly skilled craftsman, whose

skills are essential for stimulating participants' creativity, creating creative synergies by reshaping their ideas and projects and producing artefacts of recognised aesthetic value using natural and reused materials. Participants will bring to life original artistic and craft creations, made up of a series of unique designs made entirely by

## **Key competencies:**

- Reuse
- Recycle
- Upcycling
- Hand-made craft skills
- Human solidarity
- Respect for differences and disabilities

## **Benefits for young people:**

- Increasing awareness concerning reuse and recycle
- Inclusion
- Cultural exchange
- Teamwork



Workshop with pottery realization of decorative fish painted ready for the second baking. Livorno, Italy  
February 13th 2023

<https://www.brikkebrakke.it/laboratori-blu-cammello>



Workshop first step, make a ceramic slice and cut your draw into different parts. Livorno, Italy  
February 13th 2023

<https://www.brikkebrakke.it/laboratori-blu-cammello/>

Cooperativa sociale BRIKKE BRAKKE, Brikke Brakke/Blu Cammello, <https://www.brikkebrakke.it/laboratori-blu-cammello/>, accessed at 5th April 2023

# Voglio diventare un falegname, con K\_ALMA!

**Organization: Falegnameria Sociale K\_Alma**

**City and period of implementation: Rome, IT, february 2023**

The K\_Aalm Carpentry and Social Workshop project was born in 2017 in Rome. K\_alma offers informal and totally free training courses to migrants, asylum seekers, unemployed Italians, young people with alternative measures to punishment and people with mental distress. It is not only a place of learning, but also a cultural, productive, receptive, social, meeting and integration of differences hub.

In recent years, job placement paths have been opened and work has been done for museums, schools, theatres and libraries.

## **How to implement this method?**

The method can be implemented by organizing 2 workshops of 4 hours each, where 10 participants between the ages of 16 and 35 can participate. The participants will be coordinated by a facilitator and two carpenters.

The workshops are focused on the preparation and cutting of wood, in fact, participants will be provided

with all the necessary tools to design a stool. The workshop activities will allow participants to learn steps such as cutting and milling the wood, polishing the finished product, and finally techniques for making the foam and wax fabric part of the upholstery.

The goal of the activities is thus to train aspiring woodworkers and then direct them toward a future career path.

## **Key competencies:**

- Art performance
- Creative workshops
- Networking with local associations and NGOs
- Social inclusion
- Job opportunity

## **Benefits for young people:**

- Increasing awareness concerning reuse and recycle
- Inclusion
- Cultural exchange
- Development of artistic/performance skills



Workshop final session,  
 "SGABELLO BELLO!" is do!  
 November 22th 2022 Rome, Italy  
<https://www.instagram.com/p/CIA3H1rti0d>



Workshop at Falegnameria  
 K\_alma, decoration and  
 paint sketch and project on  
 "SGABELLO BELLO BELLO!" .  
 November 22nd Rome, Italy Italy  
[http://www.k-alma.eu/8x1000\\_valdese\\_kalma/](http://www.k-alma.eu/8x1000_valdese_kalma/)

# Re-Connexion... à toi, aux autres: tous en scène!

**Organization: Maison des Jeunes MJ 23 Gouvy**

**City and period of implementation: Prov. Luxembourg, BE, august 1, 2021 - december 31, 2021**

This project aims to work with young people on the issue of living together through artistic expression and creation of video capsules. The objective is to give back a power of action to the young people and to show them their capacity of evolution in a period which restricted them for months. The object is also to offer a place in which they will be free to express themselves with respect and listening, a place that will make them think about their relationship with others and the community, which will develop their critical thinking and which will confront them with the unknown and with difference.

## How to implement this method?

29 young people aged 15 to 18 + 4 Serbian animators and 3 Belgian animators.

Materials: books, articles and videos, camera/smartphone (1 per group), materials for script and storyboard, microphone.

## Methodology:

- Choose a topic;
- Research: do some research to learn more about the topic you have chosen;
- Brainstorm: think about different ideas for your video capsule;
- Plan: develop a plan for your video, including the script, storyboard, and shooting schedule;
- Record: Use a camera or a smartphone to record your video;
- Share: Once your video capsule is complete, the video could be shared with one's friends, family, and the community as well. The group (with animators' help) can post it on social media, share it on a website.

## Timeline:

- Planning and research: 1-2 weeks;
- Pre-production: 1 week (preparing for the shoot);
- Production: 1-2 days. It involves filming your video capsule;
- Finalization and delivery: 1-2 days.

**Key competencies:**

- Bring reflection and expression around living together and meeting others
- Learn to reach out to others
- Develop autonomy and responsibility
- Become aware of learning and achievements
- Develop one's creativity and creative abilities
- To develop one's collective spirit and live together

**Benefits for young people:**

- Becoming aware of their capacity for action
- Develop a sense of responsibility and autonomy in their relationship with others and with the world
- A newly developed sense of self-consciousness
- To show young people their capacity for evolution in a period which restricted them for months
- To offer participants a place in which they will be free to discuss and express themselves with respect and listening



Young people managing to record a video, production phase

# World Championship Poetry Slam: multilingual youth programme for intercultural exchange

**Organization: Creatief Schrijven vzw**

**City and period of implementation: Antwerpen, BE**

**august 1, 2022 - january 31, 2023**

An extensive cooperation between several organizations, managed by a core team of young individuals working towards the semi-finals and finals of the world championship poetry slam of 2022 in Brussels to enhance a better intercultural exchange between slammers worldwide. There will also be an extensive side program of different activities, such as open mics, debates, film & documentary screenings and network events to give youngsters the chance to learn, interact and grow.

## **How to implement the method?**

Group target and size: 20 young individuals.

Materials: open mics, debates, film and documentary screenings and network events; event signage: banners, posters, and directional signs to guide attendees.

## **Methodology:**

- Determine the purpose and goals of the event;
- Define the target audience;
- Choose the venue;
- Develop a program;
- Invite participants and promote the event;
- Plan the logistics for the event.
- Conduct the event;
- Follow up: evaluation of the event and thank-you note to all participants and attendees.

## **Resources:**

- A suitable location that accommodates the event and has the necessary amenities, such as a stage, seating, and audio-visual equipment;
- Volunteers or staff to help with registration, crowd control, technical support, and event management;
- Speakers, performers, or films;
- Marketing materials.

**Timing:**

- Set-Up: 2 hours;
- Event Duration: between 2 and 3 hours;
- Clean-Up: 3 hours.

**Key competencies:**

- Respect and inclusivity
- Attention to diversity in local, European and worldwide communities
- Creating a connection with like-minded people
- Shaping strong individuals who promote European values
- Spread awareness and

**Benefits for young people:**

- A safe environment
- Freedom to search for their identity
- A chance to develop talents and enhance creativity
- Building an inclusive network where everyone feels welcome and accepted
- Shaping strong, rooted individuals who promote European values



Slam poet and UNHCR Goodwill Ambassador Emi Mahmoud performance

# Puppetry

**Organization: Inovita Verde Association**

**City and period of implementation: Ghergani, ROU**

**october - december 2019**

Students organize a puppet show using any script. It may be organized by the entire group for an exterior audience or it can be organized by one group at a time, having the others as audience. As a teaching method, puppetry is a variant of drama but having the benefit of making the performance itself much more comfortable for students: they remain hidden and so timidity can be easier to overcome, they can imitate or use different voices to cover accents or misspellings.

## How to implement this method?

Number of participants: 1 trainer and approx. 15-20 trainees

Materials: puppets (or materials needed to manufacture them), curtain, scene.

Time: approx. 50 minutes

To serve the purpose of encouraging intercultural dialogue, scripts can be chosen so as to tackle specific issues such as multicultural communities, immigration, tolerance or

intolerance, acceptance or rejection etc. Various classic scripts can also be adapted to whatever situation the trainer or the students considers necessary to approach. Different costumes may reflect or express different traditions or backgrounds. Groups of students may present alternatively various scenes in a pre-ordained succession, acting both as performers and as audience. Also, together can present the show to an exterior audience. A variation of the method is to have the students design their own puppets for this purpose.

## Key competencies:

- Communication: providing alternative ways of expression
- Relationship skills and social awareness: facilitating interaction in a cross-cultural framework
- Creative thinking: motivating the students to develop narratives, costumes etc. capitalizing on various cultural backgrounds

**Benefits for young people:**

- Students find ways to communicate their fears or hopes easier because puppetry allows them to externalize their emotions, to transfer them to the characters they perform thereby maintaining a level of discretion/intimacy





# EKOROK Prievidza (eng. ECOYEAR Prievidza)

**Organization: Prievidza city council in collaboration with seven local schools, local youth centre and Nestlé Slovakia**

**City and period of implementation: Prievidza, SK, annually**

The EKOROK Prievidza - The Earth Day - is held annually. Pupils create art from waste during art classes or at the local youth centre. The art is displayed on the town square for a day, attracting attention.

To prevent Euroscepticism, a similar event called 'Europe Day' could be organized. Schools, youth centres, and local councils could exhibit a youth-created art mural/installation representing the EU and its values. This would encourage collaboration and promote a positive view of the EU.

## How to implement this method?

The activity is for a group of 5-25 youngsters. Waste (cardboard, plastic bottles, papers with writing on both sides etc.) + glue, paint colours and other art supplies.

- Introduce the theme of European unity and diversity. Talk about the importance of valuing differences and working together towards a shared goal;
- Provide materials (waste);

- Divide the group into smaller teams, each responsible for creating a section of the mural or installation. Encourage the teams to come up with their own ideas and designs, while keeping in mind the overall theme of European unity and diversity;
- Once each team has finished, bring the pieces together and work as a group to assemble the final mural or installation. This could involve adding finishing touches and discussing the meaning and symbolism behind the artwork;
- Finally, display the finished artwork in a prominent place (in the case of EKOROK, it is the main town square) and invite others to come see it.

## Key competencies:

- Creativity: Freedom to express through art and come up with own designs and ideas
- Communication: Participants work together as a team to create a cohesive artwork

- Intercultural awareness: The theme of European unity and diversity promotes intercultural understanding
- Critical thinking: Participants must think critically about the overall meaning and symbolism behind the artwork
- Social and civic competence: It promotes civic competence by encouraging participants to work towards a shared goal

### **Benefits for young people:**

- Improved communication and collaboration skills: Requires effective communication and collaboration, which can improve social skills and relationships
- Increased cultural awareness and appreciation: Appreciation for different cultures and perspectives, which can enhance empathy and respect for others
- Boosted confidence and self-esteem: Successfully creating a collaborative artwork can give participants a sense of achievement and pride

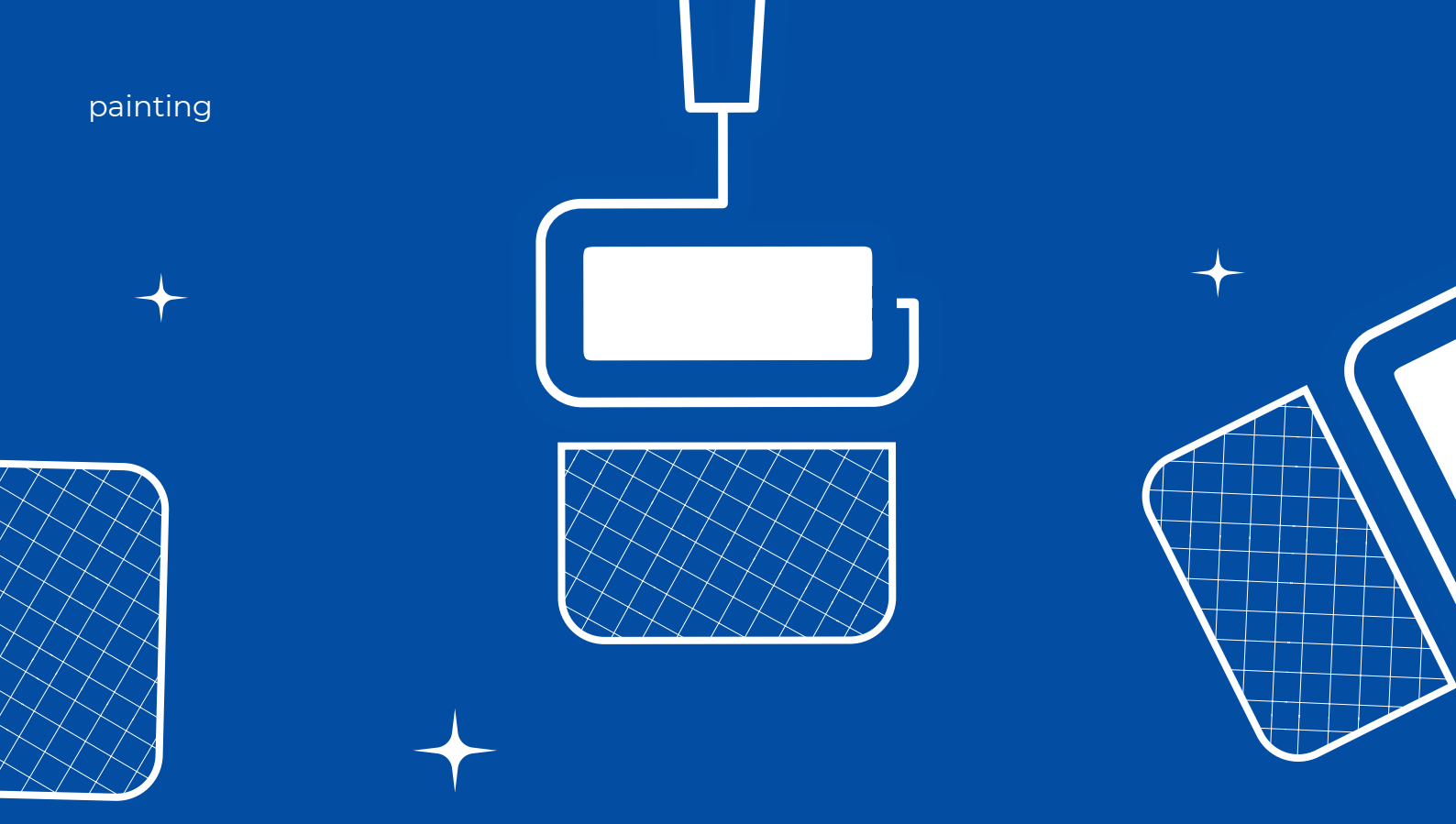


EKOROK Prievidza - The Earth Day - 2013. Pupils showcasing the art from waste that they created at schools and youth centres




EKOROK Prievidza - The Earth Day - 2013. Pupils showcasing the art from waste that they created at schools and youth centres

painting



# PAINING



# The BIG picture

**Organization: Asociația Be You**

**City and period of implementation: Targoviste, ROU, 1-31 may 2017**

Be You Association is a youth organization that promotes and supports the personal development of youth through non-formal education, international projects, workshops, volunteering and sports. Be You works to develop among youth European values, active citizenship skills and community engagement.

The Big Picture activity uses painting for creating the European Union big picture seen through the eyes of young people. There are created 4 groups who work separately on one part of the picture uniting, in the end, all 4 pictures to create the BIG picture.

## **How to implement this method?**

Number of participants: 20-28

Time: 120 minutes

Materials: 4 pieces of B1 or A1 white cardboard, pencils, rubbers, painting brushes and water painting (tempera). The workshop starts with discussions about EU values and principles,

European citizenship, rights and opportunities for young Europeans. The discussions are led by a facilitator.

Young people present their vision of the EU and they understand that everyone has his/her own image of Europe, European Union and its values. It is important to find common ground.

The workshop continues with the artistic part. There are 4 teams, each team receives a white cardboard for doing the painting. Young people must collaborate between the teams to construct the picture of the European Union. The central theme of the creation is represented by the motto of the European Union "Unity in diversity". Each group presents their own vision. At the end, groups present their work plenary and the four cards are united to form the BIG picture of the European Union.

The activity ends with conclusions on how young people represented the European Union, how they felt during the process, and how they

relate to the European space.

### Key competencies:

- European citizenship
- Rights and duties of citizens
- European Union values and principles

- Understanding European diversity
- Teamwork

### Benefits for young people:

- Young people will learn about the European Union Values and principles
- Young people can express their ideas about the EU through art
- Young people understand the citizens' rights and duties
- Young people will understand the concept of European citizenship and the concept



Creation of the first part of the Big Picture workshops. Targoviste, Romania  
20 May 2017

Creation of the first part of the Big Picture workshops. Targoviste, Romania  
20 May 2017



# Editorial Collaborative workshop

**Organization: IMMAGINA**

**City and period of implementation: Lucca, IT, 2022-2023**

Immagina is a voluntary association that works to promote the picture book as a cultural tool on a national scale.

Immagina is the irrepressible desire to recover the world of illustrated storytelling as a social tool, through which to talk about issues even complex or far from our habits. The ability to create stories from words and images is a human characteristic. We live and grow through stories: imagined realities that allow us to have experiences with which it is possible to learn and compare ourselves.

## **How to implement this method?**

The method involves a collaborative workshop of 40 volunteers aged 18 to 35, working with experts to develop a book over the course of a year, developing a project from rework to layout to interpret an original text in a fun and innovative way. During the process, materials and binding techniques are chosen to create a high-quality and sustainable product, with the aim of creating a shared work of art, a

guiding light for the publishing and cultural world. The implementation of the method requires a collaborative approach so that everyone can express themselves freely, without any social pressure. A communication channel is kept open during the workshop. To create more awareness about the project and to strengthen the link with the local community, crowdfunding is launched.

## **Key competencies:**

- Manual and editorial skills
- Organizational and project management skill
- Teamwork
- Intellectual skills

## **Benefits for young people:**

- Working together
- Fun and exciting context
- Working with an editorial project
- Discover their talent
- Reflection upon ecology



One of the volunteers takes the visitors to a guided tour of the illustrated books exposition (Immagina Festival, September 1st-3rd, 2022, Lucca)

*courtesy of IMMAGINA*



Young volunteers experiment with DIY book making, different paper materials and binding methods (Immagina, 2021, Lucca)

*courtesy of IMMAGINA*

# Un manifesto, una storia

**Organization: Edizioni Else**

**City and period of implementation: Rome, IT, June 2022**

ELSE, Edizioni Libri Serigrafici And more, is a publishing house that publishes illustrated books printed in silkscreen and bound by hand with cultural and political content; it also operates in the field of education and training by offering workshops for the creation of paper products. All this to express themselves within a cooperative, manual and intellectual work that draws inspiration from figures who developed theories and techniques in which manual skills are at the centre of their educational, social and cultural work such as Mario Lodi, Célestin Freinet, Don Milani, Maria Montessori.

## How to implement this method?

The method can be implemented by organising a 3-day workshop in which 15 young people aged between 16 and 25 can participate. A staff consisting of an animator, a trainer and a screen-printing teacher will coordinate the activities. The final objective of the workshop is the complete production of a book, thus developing all technical

skills, in particular screen printing. Participants will use the screen-printing machine, personal and group imagination, which expands everyone's range of action within a creative and working dimension. Thinking and making a book is therefore a way of making art, that is, the search for that expressive condition in which man finds himself every time he wants to share his feelings with others.

## Key competencies:

- Critical thinking
- Serigraphy skills
- Storytelling
- Education
- Hand craft pratics

## Benefits for young people:

- Serigraphy skills
- Increase awareness on social issues
- Storytelling
- Sharing



Printing workshop  
realized in TOOL  
Rome, 15th of June 2022

Printing workshop  
realized in TOOL  
Rome, 15th of June 2022



# Accordion Book Project

**Organization: “Nicolae Titulescu” National College**

**City and period of implementation: Pucioasa, ROU,  
february-june 2016**

The students (either individually or in groups) create accordion-like shaped books by folding paper or other methods. The book has to tell a story by using different forms of expression: drawing, text, symbols, colours etc. Each slide/page must contain one drawing or one line of text, used alternatively in order to reconstruct an experience. The book tells a story of inner transformation, of discovery, mapping a journey marked by people, places, emotions.

## How to implement this method?

Number of participants: 1 trainer and a group of 15-20 trainees

Materials: paper, crayons of different colours, coloured markers

Time: 50 minutes

The students must choose a story based on their own experience but one that involves contact with different people or places in order to encourage dialogue and communication. The Accordion Book transmits a message to others, showing how we felt in a

certain situation, our impression of a new context, our adaptation to a changed environment. This way it encourages inclusion and teaches students how to be attentive to other people's reactions. The Accordion Book must be shared (either in pairs or in any other forms) in order to allow the other(s) to discover the message, to become familiar with codes, symbols or their succession because communicating messages is dependent on a common use of language. In a later phase, impressions can be discussed and different interpretations can be confronted to facilitate mutual knowledge.

## Key competencies:

- Communication: using different vectors in order to transmit messages
- Creative thinking: allowing each person to reconstruct and recount their own experiences through symbols
- Conflict resolution: facilitating mutual discovery and intercultural dialogue

**Benefits for young people:**

- Young people of different cultural, ethnical or linguistic backgrounds can learn about each other
- They chose not only the message but also the forms in which it is transmitted



# Partner Drawing

**Organization: EUROPE DIRECT**

**City and period of implementation: Târgoviște, ROU, may 2010**

The method involves a „translation” of the visual into literary and vice-versa; students must draw a picture and later explain it to another student who has to imitate the picture based only on verbal explanations (do the same drawing without seeing it). This reveals the different meanings we offer to various things or experiences surrounding us according to our cultural background. Therefore, the method facilitates communication, helping us observe both differences and similarities between us.

## How to implement this method?

Number of participants: 1 trainer and approx. 15-20 trainees

Materials: sheets of paper, crayons

Time: approx. 50 minutes

This method involves three successive steps:

- Each student draws a picture on a particular topic (either social, cultural, personal etc.);
- Students are separated in pairs in which the first explains the drawing to the second without showing it; the second student has to do a

similar drawing according to the indications received;

- Students compare originals and copies, discussing how personal or cultural background can affect interpretation, visualization, choices of colours/shapes or choices of words when explaining it.

## Key competencies:

- Communication: it helps students use language in alternative ways, discover and explore various meanings of language
- Intercultural Dialogue: it facilitates dialogue across cultures and societies, assisting individuals of different backgrounds in finding common ground

## Benefits for young people:

- Perseverance/Medium-long term intervention is the main approach
- Starting with educational processes, involving young people like volunteers, and then coaching processes for jobs and careers



# Eu Values Poster

**Organization: Youthfully Yours SK**

**City and period of implementation: Košice, SK, july 2022**

Youthfully Yours SK is a Non-governmental organization located in the Eastern part of Slovakia. What they would like to see in their region are Ambitious & Competent young people eager to benefit their community. To achieve that, through non-formal education they want to advance young people's competencies, empower a sense of initiative & social responsibility, and promote Active citizenship, Social inclusion & Intercultural dialogue among young people.

The young people youth (either individually or in groups) create posters using digital design methods or use the tools available (pencils, markers, colour papers, etc.). The posters will display how youth view EU values and how they feel about the current situation. They will portray it by being creative in their way. They can be creative and reflect their point of view by using painting, drawing, and making 3D parts of posters or digital tools such as Canva.

## **How to implement this method?**

Number of participants: 20-30

Time: 1,5 hours

Materials: mobile phone, internet connection, downloaded Canva/papers, markers, pencils, pastels, colour papers, scissors

The youth worker starts a discussion about EU values and encourages them to be active. Before assigning the task, the youth worker asks the young people questions regarding this topic and then asks them to creatively portray their point of view on paper or in digital space.

Young people must choose a story based on their personal experience but one that involves contact with different people or places other participants will encourage dialogue and communication. The poster activity aims to portray a view/experience with EU values. After they finish their posters, the youth worker starts a discussion and encourages the youth to participate in the debate and find common conclusion together.

**Key competencies:**

- Communication skills
- Self-expression
- Creative thinking
- Negotiation skills

**Benefits for young people:**

- Increasing communication & self-expression skills
- Inclusion
- Cultural exchange
- Teamwork
- Gain knowledge about EU values



theater



# THEATER



# A Portrait of Democracy

**Organization: Asociația de Teatru Experimental Clandestin**

**City and period of implementation: Oradea, ROU, 26 august-03 september 2022**

Clandestine Experimental Theater Association is an independent theater company established in November 2004, in Oradea, which aims to promote young creators and the latest trends in the area of performing arts.

The Portrait of Democracy is a simulation of a real-life election process. During implementation are simulated 3 types of elections organized in a voting hall. The first time there are respected all norms, the process is transparent and fair. During the second voting simulation, the process is sabotaged, votes are falsified. The third election process is forced. At the end of the simulation, participants are involved in discussions about the whole process.

## **How to implement this method?**

Number of participants: 20-30

Time: 3 consecutive days, 1h 30 min each session

Materials: voting booth, stamp, ballots with candidates' names, box for inserting ballots, pencils, papers.

## **Day 1 – Democratic voting**

A voting situation is simulated where participants are asked to choose a president of the group, a vice president and a secretary. After this simulation, there are discussions about the correctness of the elections.

## **Day 2 – Illiberal democracy**

The activity continues with the elaboration of the constitution and the election of State secretary without announcing that he/she will be the secretary. The democratic vote is rigged; The other participants did not agree with the president's decisions, and they are organizing a protest. The process of the fall of democracy continues.

## **Day 3 – Freedom**

There is a new voting session organized where examples of irregularities that lead to illiberal democracy are given.

The facilitator explains the concept of illiberal democracy and all concepts related to democracy. The activity ends with a conclusion on fair elections and functioning democracy.

### **Key competencies:**

- Knowledge about elections/ voting process
- Knowledge about illiberalism and illiberal democracies
- Understanding the consequences of fraudulent elections
- Understanding the fair democratic processes

### **Benefits for young people:**

- Young people will learn about democratic systems and processes for fair elections
- Young people will understand their right to vote and the consequences of fraudulent voting
- Young people will understand how illiberal democracies emerge

First simulation session - fair elections. Oradea, Romania  
26 August-03 September 2022.  
Source: conducted survey



Debriefing on the simulation sessions. Oradea, Romania  
26 August-03 September 2022

source: conducted survey



# Schuman Declaration

**Organization: Asociatia Be You**

**City and period of implementation: Targoviste, ROU, 1-31 may 2017**

BeYouAssociationworkstopromote participation in democratic life, to promote European values and European citizenship.

This activity is a simulation of the Schuman Declaration moment which lays at the creation of the European project, the European Union and European integration. Young people can understand the beginnings of the European Union and the EU project, the values and principles which represent the basic foundation of European space.

## **How to implement this method?**

Number of participants: 20-25

Time: 120 minutes

Materials: copies of Schuman Declaration printed, flags of the founders of The European Coal and Steel Community (ECSC) (France, Germany, Italy, Belgium, Netherlands, and Luxembourg), cards with the names of the founders, pens and papers.

The activity starts with an interactive discussion about the

symbol of 9 May Day (Europe Day) and the Schuman Declaration. After the discussion, it created the atmosphere of the historical moment. The facilitator gives instructions and materials. Young people enter into the roles of political figures, one of them representing Robert Schuman.

The simulation starts.

Robert Schuman (the character) reads the declaration and negotiations on the creation of ECSC start.

Each country's representative has a 2-minute speech. Participants must bring strong arguments for their position. After the speeches end and everybody presents the arguments there is a voting session. The activity ends with conclusions and celebration of the creation of The European Coal and Steel Community.

**Key competencies:**

- Knowledge about Europe's Day celebration
- Knowledge about the Schuman Declaration and the European project
- Negotiation skills
- Logical reasoning skills

**Benefits for young people:**

- Young people will learn about the main events that led to the creation of the European Union
- Young people will learn about the Schuman Declaration and its historical importance
- Young people will be able to learn about the European Union's values and principles
- Young people will understand the concept of European citizenship and the concept of European identity (unity in diversity)



Workshop development - preparing arguments for negotiation. Targoviste, Romania  
09 May 2017

Celebration of the creation of The  
European Coal and Steel Community.  
Targoviste, Romania  
09 May 2017



# Dance into happiness

**Organization: Dansstudio You Can Dance vzw**

**City and period of implementation: Diest, Prov. Vlaams-Brabant, BE, January 1, 2022 - September 30, 2022**

The project promotes learning mobility, active participation, cooperation, quality, inclusion, creativity and innovation among young people. The participants are united through their shared passion for dance and music and they learn to have mutual understanding and respect for each other's culture. The organization promotes inclusion by focusing on students with special needs. As a dance school, it concerns itself with the physical and mental aspects, which stimulate creativity and innovation.

## How to implement this method?

52 teenagers and young adults who are a member of the two dance schools YCD and CDM, with a focus on children who struggle with problems mostly caused by COVID circumstances (anxiety, depression).

Activities: dance lessons, cultural and group activities with socialization as the main goal.

## Methodology:

- Setting objectives;
- Planning activities;
- Gathering the necessary resources and materials;
- Hiring staff or volunteers;
- Setting a timetable;
- Promote the programme to potential participants;
- Launch the programme;
- Regularly evaluating the effectiveness of the programme and making improvements.

## Timeline:

- 1-2 weeks.

## Resources and materials:

- Music equipment;
- Dance shoes;
- Books, videos, and educational materials;
- Sports equipment;
- Board games;
- Staff or volunteers;
- Promotional materials.

**Key competencies:**

- Reflection on culture
- Learning to plan
- Social skills
- Mutual understanding and tolerance

**Benefits for young people:**

- Learning dances and music from another culture;
- Putting into practice the development goals set by the United Nations
- Alleviate social isolation
- Intercultural dialogue
- Stimulate development
- Help to deal with mental problems

Image showing a dance activity involving people with disabilities



# RIVESTO. Riciclo, moda, musica, teatro, cibo e robe a caso

**Organization: BI-DONE**

**City and period of implementation: Lucca, IT, autumn 2019**

Theatrical performance involving local youth, in which second-hand clothes become a metaphor for our experiences. RIVESTO aims to create a narrative in which an individual's experience becomes a collective performance on the themes of reuse, inclusion, gender equality, cultural exchange, and the valorization of used clothes and waste materials. RIVESTO, through a theatrical performance with music and fashion shows, is aimed at bartering clothes.

## **How to implement this method?**

The method can be implemented by organising 4 workshops lasting 3 hours each, with the aim of creating a final collective performance. Each workshop will be open to a maximum of 20 participants, aged between 16 and 30, and will be coordinated by two facilitators and a local artist. The materials made available to the young people will come from the province of Lucca, so paper and cardboard, advertising material, fabric scraps,

plastic scraps and cuttings, unused spools and rolls of thread from textile and ceramic factories will be used. Lately, curtain and umbrella scraps are also being used. Each participant can let their creativity guide them to build a show with music and fashion presentations, with the aim of exchanging clothes by bartering.

## **Key competencies:**

- Creative workshops
- Networking with local associations and NGOs
- Collective performance
- Bartering clothes

## **Benefits for young people:**

- Increasing awareness concerning reuse and recycle
- Inclusion
- Cultural exchange
- Gender equality
- Development of artistic/performance skills



Final performance,  
waste materials and  
second hand dress April  
22th 2019 Lucca, Italy  
<https://www.facebook.com/grossomodocentroriuso/photos/pb.100059758875144.07520000.503383393610402/?type=3>

Event promotion poster April 22th 2019  
Lucca, Italy  
<https://www.facebook.com/grossomodocentroriuso/photos/pb.100059758875144.2207520000.503383393610402/?type=3>



BI-DONE, RIVESTO. Riciclo, moda, musica, teatro, cibo e robe a caso, <https://up.sorgenia.it/bi-done-arte-riciclo-economia-circolare>, accessed at 5th April 2023

# Vedere Legami Invisibili

**Organization: Cittadella dei Giovani**

**City and period of implementation: Aosta, IT, autumn 2019**

Vedere Legami Invisibili is an intercultural workshop structured as a space for dialogue and exchange, but more importantly as a space for action. Explored the concept of bonding/separation through improvisation techniques and movement practices to overcome the language barrier. This focused on inclusion, dialogue, cultural contexts and exchange of personal experiences. The workshop was integrated into the season's performance/concert "Without Ink," featuring Burkinabé artist Adama Dramè and Trouveur Valdoten.

## How to implement this method?

The method can be implemented by organizing 4 workshops of 3 hours each aimed at creating a public performance. The workshops consist of up to 15 participants between the ages of 16 and 20 coordinated by a staff consisting of two youth workers and a local artist. Participants will be welcomed into a workshop made of music, storytelling and listening, in a place

that makes multidisciplinary and exchange a strength that can give a plural look at the world and what is happening, creating skills and stimulating curiosity and also entertaining. During the performance the final young participants will perform by telling their stories in music, like a storyteller, to overcome the language barrier by focusing on

## Key competencies:

- Art performance
- Intercultural skills
- Intercultural dialogue
- Networking with local associations and NGOs
- Personal experiences

## Benefits for young people:

- Inclusion
- Cultural exchange
- Development of artistic/performance skills
- Overcome language barrier



Senza Inchiostro – performance/concert  
Aosta, 23rd May 2022

*courtesy of Cittadella dei Giovani*



Senza Inchiostro – performance/concert  
Aosta, 23rd mail 2022

*courtesy of Cittadella  
dei Giovani*

Cittadella dei Giovani, *Vedere Legami Invisibili*, <https://www.cittadelladeigiovani.it>, accessed at 5th April 2023

# **(D)isable (R)acism for (A)daptation of (M)igr(A)nts**

**Organization: Erasmus Network Belgium**

**City and period of implementation: Antwerp, BE**

**January 1, 2022 - September 30, 2022**

The project includes:

1. A mobility phase in which participants explore basic aspects of theatre culture in their home countries, share their findings with the group and present some examples  
 2. A mobility phase in which participants engage in group discussions, role-playing activities and various non-formal education sessions; they are assigned roles in the creation of theatres (making costumes, writing scripts, etc.). They will perform in the theatre they create and design the project's digital brochure.

## **How to implement this method?**

Group size: 42 participants from 7 organisations in Belgium.

Target group: participants aged 18-25; 3 participants with fewer opportunities from each country; 1 Erasmus+ newcomer participant per team; leaders with experience in working with disadvantaged youngsters.

## **Resources:**

- Research materials;
- Presentation tools;
- Venue;
- Theatre equipment and materials;
- Digital design software.

## **Timing:**

- 2 weeks;
- Follow-up Phase: participants carry out dissemination activities;
- Evaluation Phase: evaluation groups at the end of each day measure project efficiency through feedback and evaluation forms.

## **Key competencies:**

- Create and script-write new theatre
- Performing
- Understand theatre as a tool for social inclusion and solidarity;
- Create photo-caps
- Create digital booklet
- Explore theatre as a tool to combat racism

**Benefits for young people:**

- Understand cultural diversity, intercultural dialogue and tolerance
- Empower young people
- Sharing knowledge, attitudes and skills
- Gain confidence in one's creative abilities



Group of young people researching and investigating, phase 1 of the project

# Génération Future

**Organization: Le Foyer des Jeunes des Marolles**

**City and period of implementation: Bruxelles, BE**

**august 1, 2021 - july 31, 2022**

Within the framework of this project, the proposed activities are awareness sessions on the themes, theatre, cultural and educational visits, interventions of professionals and partner structures (associative or institutional), and tools such as Dixit or Kiwi cards.

## How to implement this method?

Group size: 20 participants + 2 facilitators per country.

Target group: French college students from 16 to 20 years old, in the CLAS (school support system), residing in a political district of the city or in a district known as the “quartier de veille”, from modest families. Belgian young people from 17 to 21 years old come from the Marolles, an old working-class district of the Belgian capital.

### Materials:

- Presentation materials;
- Dixit or Kiwi cards;
- Whiteboard or flipchart;
- Markers;

- Handouts or brochures about cultural and educational sites and partner structures.

### Resources:

- Facilitators with expertise in theatre, cultural and educational visits;
- A suitable venue;
- Computers or laptops;
- Internet access.

### Timing:

- Four weeks, with one session per week. Each session will last two

### Key competencies:

- Active participation of teens
- Educate young people through The theatre on the theme of discrimination
- Promote the openness of participants
- Improve support for young people

**Benefits for young people:**

- Equal female participation in the European projects
- Raise awareness of this type of program and theme among young people
- Value and improve female participation
- A safe space for young people
- Improve knowledge and self-awareness
- Network by meeting other young people

Theater activity supporting and promoting inclusiveness among young people



# Act it out - Forum Theatre

**Organization: Erasmus+ Youth Exchange organized by Coconutwork with participants from Youthfully Yours SK**

**City and period of implementation: Marrakesh, MA, June, 2022**

The activity performed during the youth exchange in Morocco is a common activity using non-formal education approach. The participants have to prepare a short sketch to act out a given topic. In line with 'The Theater of the Oppressed' by Augusto Boal, spectators turn to 'spect-actors' as they are free to discuss what they saw and give suggestions on how they would change the play. They are welcome to change with one of the 'actors' and play the role by themselves.

## How to implement this method?

The activity is for a group of 5-25 youngsters. No special equipment needed.

- Identify the theme related to the EU that you want to address in the role play. Make sure to set clear goals for the activity e.g. cross-cultural understanding;
- Start with some warm-up exercises that encourage participants to relax. You can use improvisation games, physical exercises, or other

activities to help participants feel comfortable;

- Divide the participants into small groups (5 participants) and ask them to brainstorm (10 minutes) and create a short 5 minutes long scene that addresses the theme and goals of the activity;
- Once the scenes are created, ask each group to perform their scene for the other participants. After each performance, the audience is invited to engage in discussion with the performers about how the scene relates to the theme and goals of the activity;
- Once the discussion is over, another group performs theirs and the process is repeated.

## Key competencies:

- Communication skills: Role-play and forum theatre develop active listening and effective communication
- Collaboration skills: Small group work fosters collaboration, negotiation, compromise, and resource sharing
- Critical thinking skills: Analyze EU-related issues to enhance

- critical thinking abilities
- Creativity: Scene creation and performance nurture imagination, problem-solving, and thinking outside the box
- Creative expression: Express creatively, explore social and political issues. Develop artistic skills, confidence, and self-expression through scene creation and performance

### **Benefits for young people:**

- Empowerment: Forum Theatre empowers youth to use theatre for social change
- Intercultural competence: Engage with diverse perspectives, cultures, and experiences



Counter Radica'lab Youth Exchange, June 2022, Marrakech Morocco. Participants acting out prepared role-plays about euroscepticism and extremism in line with the principles of Forum Theatre



Counter Radica'lab Youth Exchange, June 2022, Marrakech Morocco. Participants acting out prepared role-plays about euroscepticism and extremism in line with the principles of Forum Theatre.

# PANTOMIME

**Organization: Youthfully Yours SK**

**City and period of implementation: Košice, SK, august 2022**

Youthfully Yours SK is a Non-governmental organization located in the Eastern part of Slovakia. Through non-formal education they want to advance young people's competencies, empower a sense of initiative & social responsibility, and promote Active citizenship, Social inclusion & Intercultural dialogue among young people.

The "Pantomime" activity is based on performing short pantomime performance as a demonstration of participants perspective on the specific problem currently present in the EU. Youth who do not participate in performing will try to guess and name the situation. Afterwards, the youth worker will guide them to lead the discussion about the performances and what they represented and lead them to find solutions.

## **How to implement this method?**

Number of participants: 20-30

Duration: 1h30

Materials: open room/ can also be an outdoor activity.

Participants will be divided into

groups of 4 to 8 people. The young people in the group will choose an EU-related theme and a story based on their personal experience, involving contact with different people or places. They can choose a story based on what they have experienced in real life or even on topics discussed on social platforms. Each participant will take part in a pantomime. Their task is to demonstrate and 'perform' the theme as actors, using their bodies to make movements or gestures, but they cannot speak or make noises. After a short version (approx. 2-4 minutes), the other participants will try to name the problem. After all the pantomimes, the facilitator will lead a discussion with the participants, asking them the following questions: How difficult was it to choose a common problem to demonstrate and what helped you reach a common agreement? How did you ensure that all points of view were heard? Did everyone participate in the demonstration? Did you have to motivate any members of the group? If yes, how did you encourage them? Did you

discover new points of view during the discussions? Were there any particular elements that surprised the group members or caught your attention? How can you, as individuals, address the current problems or challenges we face in the EU? Have you noticed a certain Euroscepticism among your peers? What do you think are the reasons for Euroscepticism among young people?

### **Key competencies:**

- Social and civic competence
- Developing communication skills
- Raising awareness about E
- Creative thinking




### **Benefits for young people:**

- Intercultural dialogue
- Increasing the ability to work in groups & cooperation
- Development of performance skills
- Creative thinking


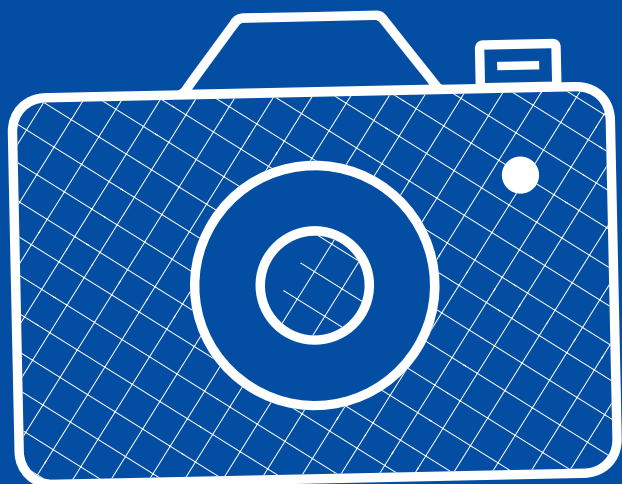
Workshop on EU competences 20 July 2021, Košice Slovakia



photography



# PHOTO- GRAPHY



# Stenoscopia

**Organization: Checkpoint Charly**

**City and period of implementation: Bologna, IT, march 2023**

Checkpoint Charly is a shared art laboratory, within it operates a diverse group of artists united in sharing spaces for research and expression. It is a project involving a community of artists, artisans and communication specialists. It offers expertise, working and research spaces, and an established network of partners and collaborators rooted in the territory. It works to bring the dimension of imagination and play back into everyday life, to understand its complexity, and to provide new ways of working and meeting.

## How to implement this method?

The method can be implemented by organising 3 workshops of 3 hours each, in which 15 young people aged between 15 and 35 will be involved, coordinated by a staff consisting of an animator and a photographer. In the first lesson there will be a brief introduction to optical principles, camera design and construction. In the second lesson, the operation of the camera will be studied and examples of shooting will be tested.

The darkroom system will then be explored and work to be realised independently will be planned. In the last lesson, the work realised will be developed and printed. Checkpoint Charly's productions and events aim to tell the story of the artists' research and evolution through interventions in the fabric of the city by means of highly

## Key competencies:

- Selfmade camera's design and fabrication
- Use of a stenoscope machine
- Development and printing
- Relation, listening, curiosity

## Benefits for young people:

- Development of photography skills
- Increase awareness on social issues
- Develop critical approach to social/environmental issues



This space is inhabited by their personal artistic research, projected towards creative and conceptual sharing. The workshop is equipped with a bromograph, a darkroom for black and white printing and a scanner. Example of printing 23rd December 2022 Bologna, Italy

The Light Club photography workshop thrives on visual, critical and technical experimentation. Stenotype machine December 23rd 2022 Bologna, Italy



Checkpoint Charly, Stenoscopia, <https://www.checkpointcharly.it/laboratori/>, accessed at 5th April 2023

# Laboratorio dei sogni

**Organization: Festival della Fotografia Etica**

**City and period of implementation: Lodi, IT, october 2022**

Laboratorio dei sogni is a workshop created in collaboration with instax by Fujifilm to accompany young people in exploring the world of dreams and desires to discover and get to know them from the inside thanks to the guidance of Elena Givone, an Italian photographer and visual artist. The photographer's artistic design has always included instant cameras, a playful moment of exchange during her travels, a valuable tool for cataloguing and collecting the dreams of children she met around the world.

## How to implement this method?

The method can be implemented by organizing 4 workshops, 1 day for week. The participants involved will be a maximum of 20 young people between the ages of 11 and 18, while the staff acting as coordinators will consist of 2 youth workers and a local photographer. After choosing a magical object from those made available, participants will experiment with instant photography and tell their dreams by constructing collages in which

instant images will be flanked by short texts, objects of various kinds and drawings traced with colored pencils. The artefacts made by the participants will be displayed in a "muro dei sogni" inside the library and narrated in short guided tours by the children who designed them. The workshop was created to educate the new generation in the use and consumption of images from a young age.

## Key competencies:

- Critical thinking
- Sharing cultures
- Basic photography skills
- educate on the use of images
- educational proposals

## Benefits for young people:

- Improving the ability to observe reality
- Development of photography skills
- Increasing the ability to work in multicultural groups
- Create moments of active citizenship in the local neighbourhoods



Guided Tours, Lodi.  
 Guided tours of exhibitions on social and environmental issues organized by Festival della fotografia Etica



Guided Tours, Lodi.  
 Guided tours of exhibitions on social and environmental issues organized by Festival della fotografia Etica  
<https://www.festivaldellafotografiaetica.it/laboratori-fotografici-bambini/>

# European Union Institutions

**Organization: Asociatia Be You**

**City and period of implementation: Aninoasa, ROU, 08 may 2019**

Be You Association wishes to form and develop among youth European values, the sense of belonging to the European space and the desire to be active citizens in the society.

This activity is a simulation of the legislative process at the level of the institutions of the European Union. The workshop will focus on EU institutions and how a law is adopted at European Union level, youth policies. In the practical part of the workshop participants will be divided in three groups representing the institutions of the EU and will have the task to propose a law and follow all the steps for its promulgation.

## How to implement this method?

Number of participants: 15 participants

Time: 180 minutes

Materials: flipchart papers, markers, laptop, handouts about the 3 main EU institutions, 3 large tables, cardboards with the name of the institutions.

A room and 3 tables with space for

all participants.

- Introduction of the EU institutions with focus on the European Parliament, European Commission and Council of the EU. A facilitator with knowledge of the field will lead the introductory part. The emphasis is on the composition, role and functions of the institutions;

- Participants choose which institution want to represent and decide on the law they want to pass (the law must be related to the youth field, youth policies);

- The legislative process starts. The law draft is proposed by the Commission and it is sent to the Parliament and Council. The Parliament adopts a position and sends it to the Council. The Council has its own position too. If the Council approves the law is adopted, if not the process continues with the second reading. If the second reading is successful the law is adopted, if not the law fails;

- The activity ends with debriefing and conclusions.

**Key competencies:**

- Knowledge about EU 3 main institutions
- Understanding EU legislative process
- Skills to support logical arguments
- Negotiation skills

**Benefits for young people:**

- Young people will know the main EU institutions (Commission, Parliament, Council of EU)
- Young people will know the composition, roles and functions of the institutions
- Young people will understand the EU legislative process
- Young people will challenge Eurosceptic attitudes



Workshop implementation – negotiations of the proposed law.  
Aninoasa, Romania 08 May 2019

Workshop preparation – room setting. Aninoasa, Romania 08 May 2019



# Let's vote – photo-video campaign

**Organization: Asociatia Be You**

**City and period of implementation: Targoviste, ROU, 12 may 2019**

Be You Association works to offer young people the opportunity to be active in society fostering social cohesion through personal and professional development. We motivate youth and adults to valorise and develop their talents and skills for a better integration in society and for active citizenship.

This activity is a photo-video campaign aiming to urge young people to take part in the elections and promote youth participation in democratic and civic life. The activity focused mainly on the European elections, but it can be adapted to any election or youth participation activity. Participants had to create a video campaign on the topic and a poster.

## How to implement this method?

Number of participants: 20-25 participants

Time: two sessions of 180 minutes each

Materials: flipchart papers, A3 papers/cardboards, markers, laptop, video and photo editing

program, good camera, tripod, water painting tools. An outdoor and indoor space.

- Introduce to participants the notion of democratic and civic participation, forms of democratic participation and elections. Then show them some video campaigns and explain what a campaign is;
- List the structure of the campaign (introduction, body, delivered message, length, etc.) and the tasks on a flipchart paper;
- Create smaller teams within the group according to their skills for the following tasks: scenario writer, director, camera person, video editing, photo editing, actors and other roles according to the scenario;
- Participants brainstorm on the scenario and after they will start to shoot the campaign. Another small group of participants will work on the campaign poster;
- The activity ends with the final product presentation, discussions and conclusions.

### Key competencies:

- Understanding the democratic process and elections
- Developing citizenship and leadership skills
- Developing digital skills and campaign delivery skills
- Developing acting skills, creativity and teamwork

### Benefits for young people:

- Young people will learn about the importance of elections for a functional democracy and forms of participation
- Young people will learn to create impactful photo-video campaigns
- Young people will learn about the importance of teamwork



Voting place – the scene of elections from the video campaign. Aninoasa, Romania 12 May 2019

Poster of the video campaign – the message is written using human letters. Aninoasa, Romania 12 May 2019



# Volunteers Club “Super Erou Rasnov” (Rasnov Super Hero)

**Organization: Mioritics Association**

**City and period of implementation: Rasnov, ROU, 2018**

The Mioritics Association started working in the community of Rasnov (16,000-18,000 inhabitants) in 2009. The Association created a club of young volunteers who meet weekly, have social involvement initiatives, and get involved in the organization of local cultural events and the activities of the Europe Direct Rasnov office. The club has over 30 members and the core group that meets weekly has 13-15 young people.

## **How to implement this method?**

The Mioritics Association developed several cultural events, among them is a centre based on Education for Sustainable Development - ESD (since 2015), and the cultural management of the local cinema was taken over (in 2019). The young people initially participated in the activities of the educational centre as pupils, and starting in 2018, a group of volunteers was created for the Film and Histories Festival (a selection of 30-35 youngsters is done

every year). In 2020, the group of volunteers started meeting weekly within the opening of Europe Direct Rasnov (12 – 15 youngsters are active all year round). And since 2021, this volunteer club has been involved in most of the local cultural events and a special program dedicated to young people was created within the Film and History Festival. This activity needs a budget for a coordinator (half-time job during the year and full-time during the film festival), materials (t-shirts, food & drinks, local transportation, etc.), and travels (when there are exchanges with other volunteer clubs).

## **Key competencies:**

- Communication
- Inclusion
- Entrepreneurship
- Management

**Benefits for young people:**

- Perseverance/Medium-long term intervention is the main approach
- Starting with educational processes, involving young people like volunteers, and then coaching processes for jobs and careers



©Daniel Secărescu, Histories and Film Festival name with chairs, 2020



© Daniel Secărescu, part of Histories and Film Festival volunteers, 2022

# Astra Summer School

**Organization: Mioritics Association**

**City and period of implementation: Rasnov, ROU, 2013**

The Mioritics Association is the main organizer of the Histories and Film Festival since 2009. Astra Summer School for Students was developed in 2013 and each year gathers 15-50 students from Romania, the Republic of Moldova, and Ukraine. For 10 days they are coming together in Rasnov for debates, screenings, music, and special workshops. There is a unique theme for each edition and students, by themselves or in teams, are exploring ideas and implementing projects.

## How to implement this method?

Each year there is a public call for students from Romania, the Republic of Moldova, and Ukraine. Between 15 and 50 students are selected for each edition depending on the funding sources and the quality of applications. The students are requested to propose project ideas before the Summer School starts. During Summer School, there are participating in different workshops special design for

them. The selected trainers provide knowledge and guidance for students' project ideas. At the end of the 10 days in Rasnov (in August), the students deliver the final version of their projects and decide the format of the implementation teams.

From September to December, the team start the implementation and they got the support of the Summer School coordinators and a small financial input. 7 to 12 student projects are implemented each year.

## Key competencies:

- Communication
- Teamwork
- European values
- Management
- Intercultural dialogue

## Benefits for young people:

- The students are encouraged to identify opportunities in their community, to learn how to develop a project and, in the end, to deliver some results. During Summer School, they are exposed to important trainers (diplomats, journalists,

experts, professors, etc.) in a very informal context which empowers the students for their initiatives. It is important to the process from the initial call to the results of student projects. It's not just a summer school in the end



© Daniel Secărescu, student's meeting with cinema expert Irina Margareta Nistor, 2022



© Daniel Secărescu, student's meeting with cinema expert Irina Margareta Nistor, 2022

# Hodžova Esej (Essay competition of Milan Hodza)

**Organization: Bilingválne gymnázium Milana Hodžu - Bilingual Grammar School of Milan Hodza**

**City and period of implementation: Sučany, SK, May every year**

A well-ranked bilingual grammar school organizes the yearly essay competition. The students write a short (700-1500 words) essay about a given topic. Participants from the whole of Slovakia are eligible. With certain modifications, such competition could be used as an art-based method to fight Euroscepticism.

The suggested adjustments are - 1. Changing the form of writing from an essay to a more creative one, such as a poem; and 2. Including topics related to the EU and Euroscepticism.

## How to implement this method?

The activity is open to everyone. Awards needed.

- Define clear goals and objectives: Raise awareness of the EU and combat Euroscepticism. Encourage creative and critical thinking about the topic;
- Modify rules and guidelines: Adjust word count limit and specify poem submission as a creative writing

format;

- Develop a topic list: Provide topics related to the EU and Euroscepticism, like EU membership benefits, challenges, international role, or impact on youth;

- Promote the competition widely: Email schools and youth centres, share information on websites and social media, and collaborate with relevant organizations;

- Organize a fair judging process: Engage teachers, youth workers, community leaders, and experts as judges. Define clear criteria, considering creativity, originality, and relevance;

- Award the winners: Highlight their work by publishing in newsletters, hosting a recognition ceremony, or offering scholarships. Inspire others to participate and continue promoting awareness.

### Key competencies:

- Communication skills: The modified competition fosters creative writing and effective communication
- Critical thinking skills: Exploring complex EU-related topics encourages participants to think critically
- Creative thinking skills: Shifting to poetry as the competition format inspires participants to express ideas in unconventional ways

### Benefits for young people:

- Increased awareness and understanding: Exploring EU and Euroscepticism topics deepens understanding of EU membership benefits, challenges, and cross-border collaboration
- Increased creativity and innovation: Encouraging creative writing about the EU nurtures outside-the-box thinking
- Increased confidence and self-expression: Participation boosts youth confidence, enabling effective self-expression



Award ceremony of the Miland Hodze essay competition, June 2016, Bilingual Grammar School of Miland Hodza, Sucany, Slovakia.

Award ceremony of the Miland Hodze essay competition, June 2016, Bilingual Grammar School of Miland Hodza, Sucany, Slovakia.

